



## The Longhouse Access Statement

### **Pre-Arrival**

- Bookings can be made online via the website or by phone or email.
- Directions to the property can be found in the 'Touch Stay' app and Directions Information, sent to you before your stay.
- The Longhouse is arranged over two floors.
- You can view the floor plans of the property in this statement and in the 'Touch Stay' app.
- The nearest train station is Haverfordwest, served by trains from Cardiff Central Station and Swansea. There are taxis at the station awaiting all train service arrivals and there is a limited bus service to St Davids.
- The nearest bus stop is in St Davids, very close to The Longhouse. More information on bus times can be found at <https://bustimes.org/localities/st-davids-pembrokeshire> .
- If you require the statement information, directions or other details in a different format, please contact us via our website, e-mail, or telephone.
- Delivery of provisions can be arranged by using one of the large supermarket chains and the local St Davids Peninsula Producers Food Hub, who offer a delivery service of locally produced food. <https://openfoodnetwork.org.uk/peninsula-producers-food-hub/shop>
- It should be noted that due to the property age, it may not be suitable for guests who are wheelchair users, due the changes in levels internally.
- The cottage may only be suitable for guests who have a visual, hearing or mobility impairment if they are accompanied. Emergency warning systems only provide audible warnings.

### **Key Collection, Car Parking & Communications**

- Parking is available for 2 cars on the tarmarced parking area in front of the cottage.
- The parking area is approximately 6 metres from the front door.
- There is one step up to the door 27cm high, and a further step over the door threshold of 17cm. There are no handrails.
- There are solar outside lights to the front of the cottage, illuminating the entrance and parking area at night.
- The cottage will be available from 4.30pm on your day of arrival.
- The key to the property is kept in a key safe to the left of the main entrance door, 145cm from floor level.
- There is a derelict coach house in the parking area which we advise not to park or stand next to. The door and windows are blocked up for guest safety and the building must not be entered.
- The driveway exiting the carpark is narrow and may be challenging for larger estate cars. There is an alternative carpark opposite on New Street which charges £6 per day.
- Mobile reception can be poor in Berea and around St Davids. Please check with your provider, prior to arrival.

### **Floor Plan**

TBC



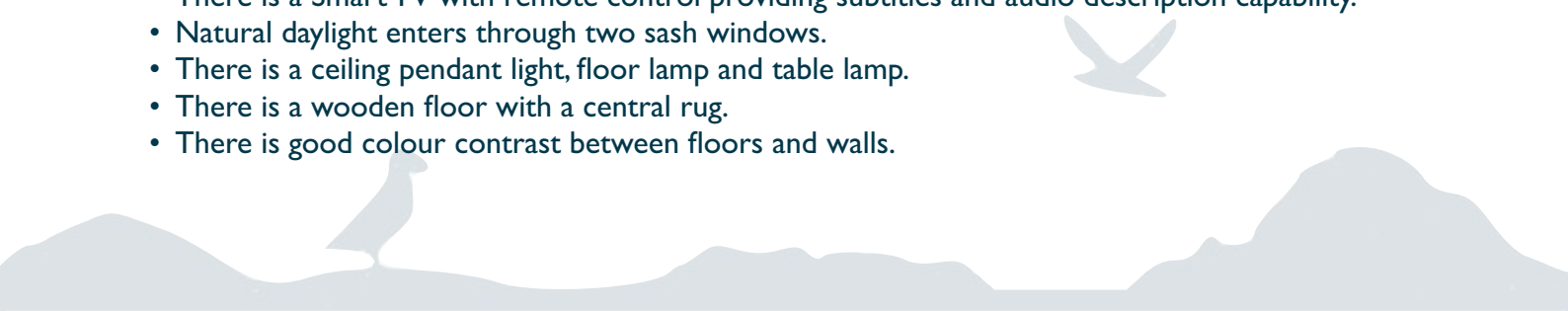
## ***Entrance to Property & Hallway***

- There is one step up over the front door threshold which is 17cm high.
- The front door is 76.5cm wide and hinged on the right side. The keyhole is 105cm high.
- The floor covering inside the entrance hall is slate tiled with a rubber backed floor mat.
- The hall is 89cm wide and clear of furniture and obstacles.
- There is good colour contrast between floors and walls.
- Audible smoke alarm fitted.

## ***Kitchen & Dining Area***

- The kitchen is situated on the ground floor with access from the entrance hall up one step 3.5cm high.
- The door opening width between the hall and kitchen is 70cm and the door opening width from the kitchen to the rear garden is 108cm. There is a step down to a gravelled area - 11cm high with no handrail.
- There is a range oven. The door of the oven drops down and the handle is 75cm above the floor. The hob is 95cm from the floor.
- The sink with crosshead mixer lever taps is 94cm above the floor. The cordless kettle and toaster are located on the worktop.
- There is a breakfast bar with 73cm clear space as you enter the workspace, past the fridge. There are two high stools 61cm high.
- There is a freestanding fridge freezer with the highest fridge shelf at 140cm and the lowest drawer at 34cm. The highest freezer shelf is 135cm and the lowest drawer is 38cm.
- The dining area is off the kitchen. There is a dining table with eight loose chairs (46cm seat height) and a clear space around the table end of 94cm (one end only).
- There is a leather sofa next to the dining table restricting movement to one side.
- Glasses can be moved from the wall cupboards if required. Please request this when booking.
- Natural daylight enters through the windows and french doors.
- There are ceiling downlights and a pendant light over the dining table.
- There is a Smart TV with remote control providing subtitles and audio description capability.
- There is a lightly riven slate tiled floor.
- There is a good colour contrast between floor, cupboards and work surfaces.
- Audible smoke and heat alarm fitted.

## ***Lounge***

- The lounge is situated on the ground floor down 4 carpeted steps from the entrance hall. The steps are 20 cm high and 68.5cm wide. The stair is narrow with no handrail and may be unsuitable for elderly guests.
  - The door opening width between the hall and lounge is 56.5cm.
  - Circulation space is limited around the sofas.
  - There is a log burning stove set with an inglenook fireplace. The inglenook is 145cm high and the handle to open the stove is 52cm high.
  - The room has one L-shaped sofa, seating 4 and another smaller sofa seating 2, (both with non-feather cushion seating) and a central coffee table.
  - There is a Smart TV with remote control providing subtitles and audio description capability.
  - Natural daylight enters through two sash windows.
  - There is a ceiling pendant light, floor lamp and table lamp.
  - There is a wooden floor with a central rug.
  - There is good colour contrast between floors and walls.
- 

- Audible smoke alarm fitted.


### **Ground Floor Bathroom**

- The bathroom is situated on the ground floor with access from the entrance hall up one step 5cm high.
- The door opening width between the hall and bathroom is 73cm.
- The toilet seat height is 44 cm high and is accessible from the front only (restricted space due to position of whb).
- The wash hand basin is wall mounted, 86cm high.
- The bath is 55cm high with a wall mounted shower. The controls are 108cm from the floor level.
- There is a non-slip mat provided for the bath.
- There are lever taps on both wash basin and bath.
- There are grab rails in the bath.
- There is a lightly riven slate tiled floor.
- The floors, walls and furniture contrast in colours and finishes.
- Natural daylight enters through a single sash window. This does not have a black out blind.
- There is a ceiling light and a light above the basin.

### **Stairs to First Floor**

- The stairs and landings are well illuminated, with good ceiling heights.
- There are 9 carpeted steps to a half-landing and a further 4 steps to the first floor. The steps have closed treads (20cm high, 23.5cm deep, 67.5cm wide). There is only a handrail on the left side of the stairs past the half landing, 99cm high from the stair tread. The final step height is different and is only 11cm high - take care.
- The landing is 85cm wide at the narrowest point and has a workspace built into the eaves with a 76cm high worktop and chair. This does not obstruct the landing.
- The landing has restricted head height due to its position in the eaves.
- The floor has laminated wooden floor boards.
- Audible smoke alarm fitted.

### **Bedroom 1 - Double Bedroom with Ensuite Cloakroom (with shower) - First Floor off Half Landing**

- The door opening width between the bedroom and landing is 71cm.
  - The height of the double bed from the top of the mattress to the floor is 65cm and the clear area around the bed is 57cm at the narrowest point.
  - Non-feather duvets and pillows are provided.
  - The bedside tables are 61cm high and the dressing table/drawers is 93cm high.
  - There is a free standing wardrobe with door handles at 97cm high and hanging rail at 177cm high.
  - Natural daylight enters through two sash windows with window blinds providing black out.
  - There is a ceiling pendant light and bedside table lamps.
  - The floor has laminated wooden floor boards.
  - Audible smoke alarm fitted.
  - The door opening width between the bedroom and cloak/shower room is 59cm.
  - There are 3 steps up to the cloakroom, 20cm high, 65cm wide. There is no handrail.
  - The cloakroom has restricted head height (191cm high) due to its raised position in the eaves, and the entrance door is 168cm high. This is not suitable for taller people.
  - The toilet seat height is 40cm high and is accessible from the front and right side.
- 

- The wash basin is wall mounted, 87cm high.
- There is a wall mounted shower (with shower curtain) next to the WC and circulation space, creating a 'wet room'. The floor will become wet and sandals may be a preferred option to wear.
- There is a baby changing area, 102cm high.
- The floor is mosaic tiled.
- There is limited colour contrast between floor, walls and sanitaryware.
- There is no natural daylight.
- There are ceiling downlights.

### ***Bedroom 2 - Double Bedroom with Ensuite Cloakroom - First Floor***


- The door opening width between the bedroom and landing is 71cm.
- The bedroom has restricted head height due to it's position in the eaves.
- The height of the double bed from the top of the mattress to the floor is 57cm and the clear area around the bed is 35.5cm at the narrowest point.
- Non-feather duvets and pillows are provided.
- The bedside tables are 60cm high.
- There is a free standing wardrobe with door handles at 95cm high and hanging rail at 144cm high.
- Natural daylight enters through a sash window and velux roof light. All window blinds provide black out.
- There is a ceiling light and bedside table lamps.
- The floor has laminated wooden floor boards.
- Audible smoke alarm fitted.
- The door opening width between the bedroom and cloak room is 58.5cm, with one step up 5cm high.
- This cloakroom has a restricted head height due to it's position in the eaves.
- The toilet seat height is 41cm high and is accessible from the front and right side.
- The wash basin is wall mounted, 88cm high.
- The floor is mosaic tiled.
- There is limited colour contrast between floor, walls and sanitaryware.
- There is no natural daylight.
- There is a ceiling downlight.

### ***Bedroom 3 - Twin Bedroom - First Floor***

- The door opening width between the bedroom and hallway is 71cm.
- The bedroom has restricted head height due to it's position in the eaves.
- The height of the twin beds from the top of the mattress to the floor is 61cm and the clear space between the beds is 55cm. There bed is 95cm wide and 190cm long.
- Non-feather duvets and pillows are provided.
- The central bedside table is 59cm high.
- There is a freestanding wardrobe with door handle at 99cm high and hanging rail at 177cm high.
- Natural daylight enters through the velux ceiling roof light with black out blind.
- There is a ceiling light and bedside table lamp.
- The floor has laminated wooden floor boards.
- Audible smoke alarm fitted.

### ***Bedroom 4 - Single Bedroom - First Floor***

- The door opening width between the bedroom and hallway is 71cm.



- The bedroom has restricted head height due to it's position in the eaves.
- The height of the single beds from the top of the mattress to the floor is 51cm and the clear space to the side of the bed is 43cm. At the narrowest point. The bed is 100cm wide and 190cm long.
- Non-feather duvets and pillows are provided.
- The bedside table is 56.5cm high.
- There is a freestanding tallboy wardrobe with door handle at 90cm high and hanging rail at 128cm high.
- Natural daylight enters through the velux ceiling roof light with black out blind.
- There is a ceiling light and freestanding bedside lamp.
- The floor has laminated wooden floor boards.
- Audible smoke alarm fitted.

### **Garden**

- There is a gravel patio area next to the main rear entrance door of the cottage with bench seat.
- There is a shallow wall enclosing the gravel area, 42cm high with no rail.
- There is an irregular shaped stone step leading up to a grass lawn area, 40cm high.
- There is a grass lawn area with small patio paved area.
- There garden is enclosed with a wall and fence. There is a gate that leads to the parking area to the front of the house. The gate bolt is 150cm high.

### **Additional Information**

- The information folder in the cottage is produced in size 12 font.
- Emergency procedures and contacts are provided in the 'Touch Stay' app.
- The nearest doctor surgery and hospital information are provided in the 'Touch Stay' app.
- The cottage is no smoking throughout.
- Mobility scooters are available to hire in advance from Oriel y Parc in St Davids to explore the city. Telephone 01437 720392
- Explore West Wales accessible attractions <https://www.visitwales.com/destinations/west-wales/access-all-areas-west-wales>

### **Property Photographs**



**Entrance & Parking Area**



**Entrance From Road (New St)**



**Garden**





***Kitchen***



***Dining Area***



***Stair Down to Lounge***



***Lounge***



***Ground Floor Bathroom***



***Stair to First Floor***



***FF Bedroom 1 (double bed)***



***FF Bedroom 1 Ensuite***



***FF Bedroom 2 (double bed)***



***FF Bedroom 2 Cloakroom***



***FF Bedroom 3 (twin beds)***



***FF Bedroom 4 (single bed)***