



Bishops Cottage Access Statement

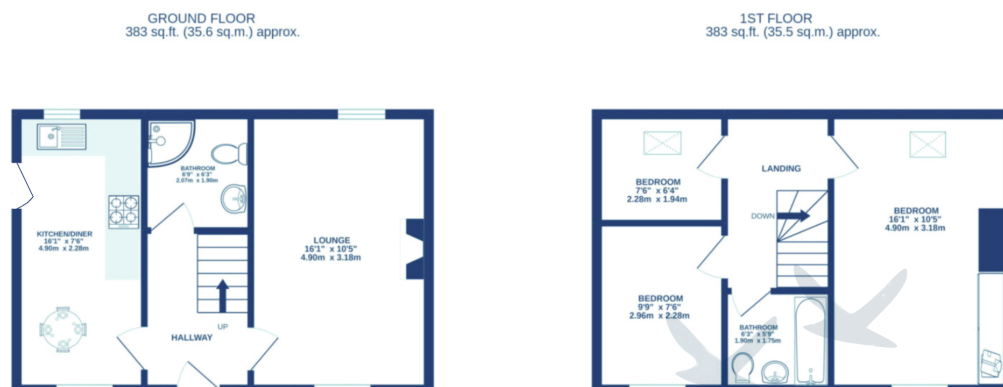
Pre-Arrival

- Bookings can be made online via the website or by phone or email.
- Directions to the property can be found in the 'Touch Stay' app, sent to you before your stay.
- Bishops Cottage is arranged over two floors.
- You can view the floor plans of the property in this statement and in the 'Touch Stay' app.
- The nearest train station is Haverfordwest, served by trains from Cardiff Central Station and Swansea. There are taxis at the station awaiting all train service arrivals and a limited bus service to St Davids.
- The nearest bus stop is in St Davids centre, approximately 100m from the cottage. More information on bus times can be found at <https://bustimes.org/localities/st-davids-pembrokeshire>
- If you require this access statement information, directions or other details in a different format, please contact us via our website, e-mail, or telephone.
- Delivery of provisions can be arranged by using one of the large supermarket chains and the local St Davids Peninsula Producers Food Hub, who offer a delivery service of locally produced food. <https://openfoodnetwork.org.uk/peninsula-producers-food-hub/shop>
- The cottage may only be suitable for guests who have a visual, hearing or mobility impairment if they are accompanied. Emergency warning systems only provide audible warnings.

Key Collection, Car Parking & Communications

- Parking is available for 1 large car or two smaller cars on the cobbled area to the front of the cottage.
- The parking area is approximately 2 metres from the front door on a gentle gradient of cobbled pavers.
- There is an outside light to the front of the cottage, illuminating the car park area and the entrance at night.
- The cottage will be available from 4.30pm on your day of arrival.
- The key to the property is kept in a key safe, adjacent to the entrance door, 148cm from floor level. The key can be picked up from the St Davids Escapes office, by prior arrangement, if required.
- WiFi is provided within the cottage.
- Mobile reception can be poor in St Davids. Please check with your provider, prior to arrival.

Floor Plan



Entrance to Property & Entrance Hall

- There is no step to the front door.
- The front door is 75cm wide and hinged on the right side. The keyhole is 91cm high.
- The entrance is lit by an outside light, controlled by a switch on the inside wall by the front.
- There is a wooden floor in the hall.
- The hall is 127cm wide and clear of furniture and obstacles.
- There is good colour contrast between floors and walls, however the doors are the same colour tone as the walls.
- The hall leads to the lounge, kitchen, ground floor shower room and stair.
- There is a ceiling pendant light.
- Audible smoke alarm fitted.

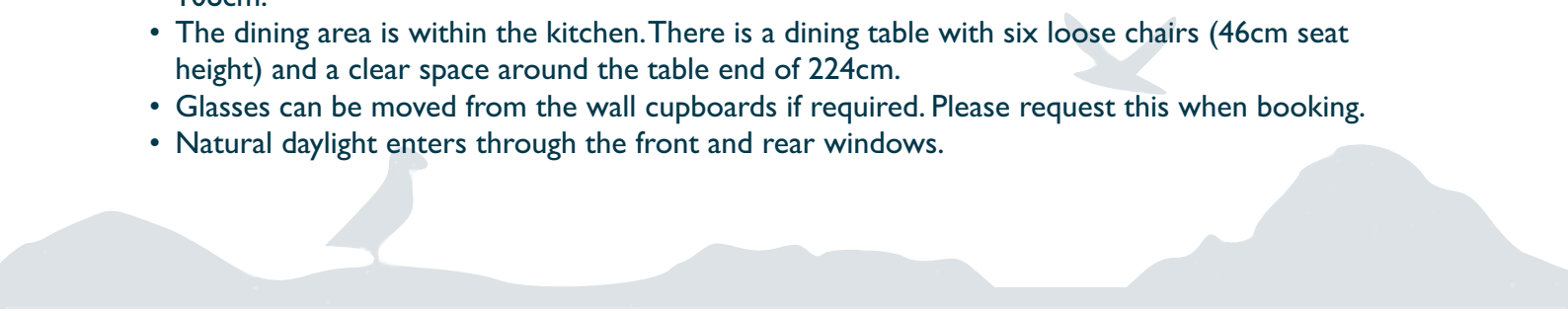
Stairs & Landing

- The stairs and landings are well light with ceiling down lights.
- The stair has a winding turn at the top, approaching the landing.
- There are 12 steps (21cm high, 25cm deep, 80cm wide) with a handrail on the left side, 97cm high from the stair tread.
- The landing is 88cm wide. The floor covering is a short pile carpet.
- Audible smoke alarm fitted.

Lounge

- The lounge is situated on the ground floor with level entry from the hall.
- The door opening width between the hall and lounge is 81cm.
- The room has two sofas with non-feather cushion seating.
- There is a Smart TV with remote control providing subtitles and audio description capability.
- Natural daylight enters through the front and rear windows.
- There is a ceiling pendant, floor lamp and table lamps.
- There is a log burning stove. The door handle is 33cm from the hearth.
- There is a wooden floor with central floor rug.
- There is good colour contrast between floors and walls, however the doors are the same colour tone as the walls.
- Audible smoke alarm fitted.

Kitchen & Dining Area

- The kitchen is situated on the ground floor with level access from the hall.
 - The door opening width between the hall and kitchen is 82cm.
 - The door opening width between the garden door and kitchen is 79cm.
 - There is 231cm between the work units and the opposite wall.
 - The oven is 85cm from the floor. The door of the oven drops down and the handle is 75cm above the floor. The hob is 95cm from the floor.
 - The worktop and sink with mixer lever taps are 95cm above the floor. The microwave is on the worktop, and a cordless kettle and toaster.
 - The fridge freezer is integrated with the highest fridge shelf at 158cm and the lowest drawer at 108cm.
 - The dining area is within the kitchen. There is a dining table with six loose chairs (46cm seat height) and a clear space around the table end of 224cm.
 - Glasses can be moved from the wall cupboards if required. Please request this when booking.
 - Natural daylight enters through the front and rear windows.
- 

- There is under-unit lighting and ceiling downlights.
- There is a wooden floor.
- There is a good colour contrast between floor, cupboards and other surfaces.
- Audible heat alarm fitted.
- There is a fire blanket located next to the entrance door.

Ground Floor Shower Room

- The shower room is situated on the ground floor with level access from the hall.
- The door opening width between the hall and shower room is 82cm.
- The toilet seat height is 44 cm high and is only accessible from the front.
- The wash basin is mounted on a vanity unit and is 84cm high.
- There is a thermostatically controlled corner shower in a clear glass cubicle with sliding doors. The tray is 13cm high.
- There are lever turn taps on the wash basin.
- There are no grab rails in the shower.
- There is a wooden floor.
- The floors, walls and fixtures are in contrasting colours and finishes.
- There is a heated towel rail, 56cm high to the lowest rail and 90cm high to the highest.
- Natural daylight enters through the rear window.
- There is a ceiling light.

Bedroom 1 - Double Bedroom - First Floor

- The door opening width between the bedroom and landing is 75cm.
- The height of the king size bed from the top of the mattress to the floor is 64cm and the clear space next to the beds is 76cm.
- Non-feather duvets and pillows are provided.
- The chest of drawers is 75cm high and the bedside tables are 60cm high.
- There is a built in wardrobe with door handles at 101cm high and hanging rail at 180cm high.
- Natural daylight enters through the dormer window and velux window.
- There is a ceiling pendant, floor lamp and table lamps.
- The floor covering is a short pile carpet.

Bedroom 2 - Single Bedroom - First Floor (door connects with bedroom 3)

- The door opening width between the bedroom and landing is 75cm.
- The bedroom has restricted ceiling heights along the perimeter due to it's location in the eaves.
- The height of the single bed from the top of the mattress to the floor is 56cm and the clear space next to the bed is 83cm.
- Non-feather duvet and pillows are provided.
- The chest of drawers are 90cm high and the bedside table is 60cm high.
- There is a projecting hanging clothes rail at 158cm high.
- Natural daylight enters through the dormer window.
- There is a ceiling pendant light and a table lamp.
- The flooring covering is a short pile carpet.

Bedroom 3 - Twin Bedroom - First Floor

- The door opening width between the bedroom and landing is 75cm.
- There is an interconnecting door with the single bedroom which is 75cm wide.
- The bedroom has restricted ceiling heights along the perimeter due to the location in the eaves.



- The height of the beds from the top of the mattress to the floor is 56cm and the clear space between the beds is 60cm.
- Non-feather duvet and pillows are provided.
- The bedside table is 60cm high.
- There is a projecting hanging clothes rail at 121cm high.
- Natural daylight enters through the dormer window.
- There is a ceiling down light and table lamps.
- The flooring covering is a short pile carpet.

Bathroom

- The bathroom is situated on the first floor with level access from the landing.
- The door opening width between the landing and bathroom is 75cm.
- The toilet seat height is 45 cm high and is accessible from the front and right side.
- The wash basin is pedestal mounted and 86cm high.
- The bath is 53cm high with a shower head attachment.
- There are lever taps on the wash basin and turn handles on the bath.
- There are no grab rails or balance aids in the bath.
- There is a wooden floor.
- The floors, walls and fixtures are in contrasting colours and finishes.
- There is a heated towel rail, 77cm high to the lowest rail and 104cm high to the highest.
- Natural daylight enters through the velux window.
- There is a ceiling light.

Garden

- There is a level wooden decked terrace area to the side of the property (95cm wide) leading to the rear garden terrace.
- The rear decked area has a picnic style bench and table set (65cm table height, 45cm bench height).
- There is an external light over the entry door.

Additional Information

- The information folder in the cottage is produced in size 12 font.
- Emergency procedures and contacts are provided in the 'Touch Stay' app.
- The nearest doctor surgery and hospital information are provided in the 'Touch Stay' app.
- The cottage is no smoking throughout.
- Mobility scooters are available to hire in advance from Oriel y Parc in St Davids to explore the city. Telephone 01437 720392
- Explore West Wales accessible attractions <https://www.visitwales.com/destinations/west-wales/access-all-areas-west-wales>



Property Photographs



Parking Area



Kitchen & Side Door



Kitchen & Dining




Lounge



Lounge



Ground Floor Shower Room



Stair



Double Bedroom



Single Bedroom



Twin Bedroom



Bathroom



Garden Terrace

