



Paris House Access Statement

Pre-Arrival

- Bookings can be made online via the website or by phone or email.
- Directions to the property can be found in the 'Touch Stay' app, sent to you before your stay.
- Paris House is arranged over two floors, on the first and second floor of the property. Access to the apartment is from the ground floor street entrance.
- You can view the floor plans of the property in this statement and in the 'Touch Stay' app.
- The nearest train station is Haverfordwest, served by trains from Cardiff Central Station and Swansea. There are taxis at the station awaiting all train service arrivals and there is a limited bus service to St Davids.
- The nearest bus stop is in St Davids centre, approximately 50m from the cottage. More information on bus times can be found at <https://bustimes.org/localities/st-davids-pembrokeshire>
- If you require the statement information, directions or other details in a different format, please contact us via our website, e-mail, or telephone.
- Delivery of provisions can be arranged by using one of the large supermarket chains and the local St Davids Peninsula Producers Food Hub, who offer a delivery service of locally produced food. <https://openfoodnetwork.org.uk/peninsula-producers-food-hub/shop>
- The cottage may only be suitable for guests who have a visual, hearing or mobility impairment if they are accompanied. Emergency warning systems only provide audible warnings.

Key Collection, Car Parking & Communications

- There is off road parking for one car in front of the double garage and there is a further parking space on the roadside. Both are 12 metres from the front door on a sloping public pavement.
- There is an outside light to the front of the cottage, illuminating the entrance at night.
- The cottage will be available from 4.30pm on your day of arrival.
- The key to the property is kept in the top key safe adjacent to the entrance door, 161cm from floor level. The key can be picked up from the St Davids Escapes office, by prior arrangement, if required.
- WiFi is provided within the cottage.
- Mobile reception can be poor in and around St Davids. Please check with your provider, prior to arrival.

Floor Plan



Ground Floor Entrance to Property & Entrance Hall

- There is one step down to the front door approach which is 12cm high. The opening width to the open passage is 122cm wide.
- The front door is 77cm wide and hinged on the right side. The keyhole is 97cm high.
- The entrance is lit by an outside light, controlled by a switch on the inside wall by the front.
- There is a tiled floor with a distressed painted wooden floor.
- The hallway is 107cm wide. There is a bench, reducing the width to 93cm when passing.
- There is good colour contrast between floors, walls and doors.
- There is a fully glazed door to the garden terrace and the end of the hallway, 72cm wide and hinged on the right side. The keyhole is 97cm high.
- The stair to the first floor apartment is at the end of the hallway, passing the door to the terrace.

Stairs & Landing

- The stairs and landings are well illuminated with natural and artificial light.
- There are 13 steps (21cm high, 25cm deep, 72.5cm wide) with a handrail on the left side, 96cm high from the stair tread.
- The stair treads are painted with a flat weave runner.
- The first floor hallway is 106cm wide where it passes the stair to the second floor.
- The hallway has a wooden floor covering.
- The open tread stair to the second floor has 13 steps (21cm high, 25cm deep, 69cm wide) with a handrail on the left side, 94cm high from the stair tread.
- The stair treads are painted.
- The second floor landing has a wooden floor covering.
- The landing is 92.5cm wide.
- Audible smoke alarm fitted.

First Floor Kitchen & Dining Area

- The kitchen is situated on the first floor with level access from the hallway.
- The door opening width between the hallway and kitchen is 71cm.
- The oven is 85cm from the floor. The door of the oven drops down and the handle is 75cm above the floor. The hob is 92cm from the floor.
- The worktop and sink with mixer lever taps are 91cm above the floor. The microwave is integrated, and a cordless kettle and toaster are located on the worktop.
- There is an integrated fridge freezer with the highest fridge shelf at 66cm and the lowest drawer at 45cm.
- The width between the units and kitchen bar is 121cm.
- The dining area is within the kitchen. There is a dining table with 6 loose chairs and a 3 seat bench (44cm seat height). There is a clear end space around the table of 130cm.
- There is a kitchen bar (91cm high) with four high stools (61cm seat height).
- Glasses can be moved from the wall cupboards if required. Please request this when booking.
- Natural daylight enters through the three large windows.
- There are ceiling downlights.
- There is a wooden floor.
- There is a good colour contrast between floor, cupboards and work surfaces.
- Audible heat alarm fitted.
- There is a fire blanket located in the laundry cupboard at the end of the dining table.



First Floor Lounge

- The lounge is situated on the first floor with level entry from the hallway.
- The door opening width between the hallway and lounge is 72cm.
- The room has two sofas with non-feather cushion seating.
- There is a Smart TV with remote control providing subtitles and audio description capability.
- Natural daylight enters through the two large windows.
- There are wall lights and ceiling downlights.
- There is a log burning stove. The door handle is 32cm from the floor.
- There is a wooden floor with flat weave floor rug.
- There is good colour contrast between floors, walls and doors.
- Audible smoke alarm fitted.

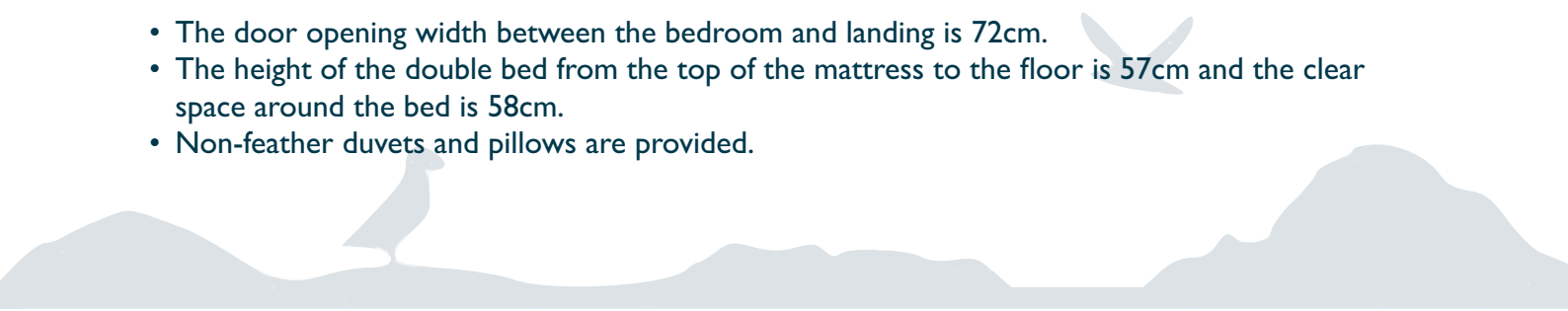
First Floor Bath & Shower Room

- The bath and shower room is situated on the first floor with level access from the landing.
- The door opening width between the landing and room is 72cm.
- The toilet seat height is 47 cm high and is only accessible from the front.
- The wash basin is mounted within a vanity unit and 87cm high.
- The free standing bath is 62.5cm high with an adjacent hand shower.
- There is a separate thermostatically controlled shower in a clear glass cubicle with sliding doors. The tray is 22cm high.
- There is no non-slip mat provided for either the shower or bath.
- There are lever taps on both shower and bath, and cross head taps on the basin.
- There are no grab rails or balance aids in either the bath or shower.
- There is a ceramic tiled wooden effect floor.
- The floors, walls and furniture contrast in colours and finishes.
- There is a heated towel rail, 35cm high to the lowest rail and 144cm high to the highest.
- Natural daylight enters through a small side window.
- There are ceiling downlights.

Bedroom 1 - Super King Bedroom - First Floor

- The door opening width between the bedroom and landing is 72cm.
- The height of the super kingsize bed from the top of the mattress to the floor is 65cm and the clear space around the bed is 71cm.
- Non-feather duvets and pillows are provided.
- The bedside tables are 59cm high.
- There are wall shelves with lowest shelf 26cm high and the highest shelf 115cm high.
- There are hanging pegs at 168cm high above an armchair.
- Natural daylight enters through the two large windows.
- There are wall lights and ceiling downlights.
- There is a wooden floor with bedside rugs.

Bedroom 2 - Double Bedroom - First Floor

- The door opening width between the bedroom and landing is 72cm.
 - The height of the double bed from the top of the mattress to the floor is 57cm and the clear space around the bed is 58cm.
 - Non-feather duvets and pillows are provided.
- 

- The bedside tables are 55cm high.
- There are wall shelves with lowest shelf 31cm high and the highest shelf 92cm high.
- There are hanging pegs at 170cm high.
- Natural daylight enters through the large window.
- There are bedside lights and spotlights.
- There is a wooden floor with bedside rugs.

Bedroom 3 - Super King Bedroom - Second Floor

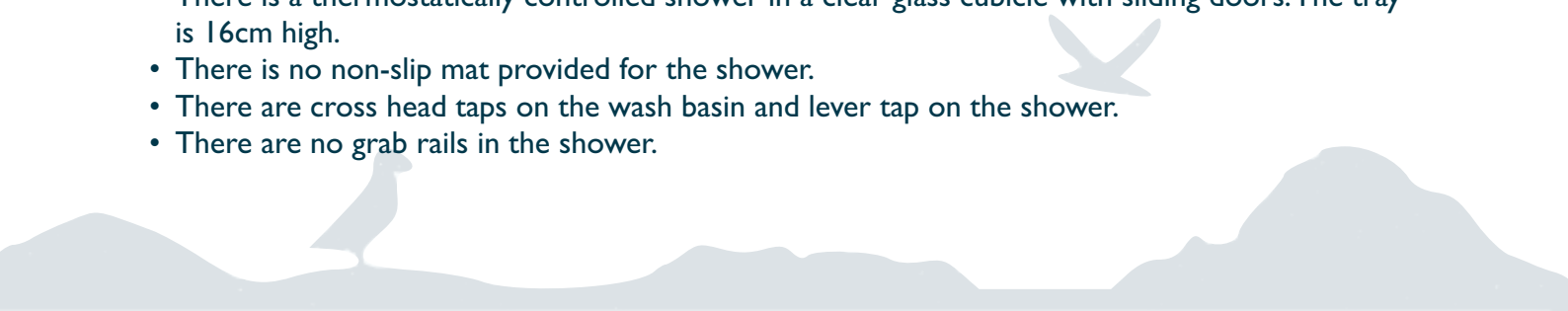
- The door opening width between the bedroom and landing is 72cm.
- Due to the room location within the eaves, there is restricted headroom around the room perimeter
- The height of the super kingsize bed from the top of the mattress to the floor is 58cm and the clear space next to the beds is 66cm.
- Non-feather duvets and pillows are provided.
- The bedside tables are 56cm high.
- There are wall shelves with lowest shelf 54cm high and the highest shelf 91cm high.
- There are hanging hooks on the back of the door at 177cm high.
- Natural daylight enters through the dormer window and velux (this does have a blind).
- There are ceiling down lights.
- There is a wooden floor with bedside rugs.

Bedroom 4 - Twin Bedroom (single bed with pull out truckle bed) - Second Floor

- The door opening width between the bedroom and landing is 75cm.
- Due to the room location within the eaves, there is very restricted headroom around the room perimeter.
- The height of the single bed from the top of the mattress to the floor is 65cm and the clear space between the beds is 218cm.
- The height of the truckle bed from the top of the mattress to the floor is 63cm.
- The radiator is positioned at the head of the bed. Care must be taken when the radiator is on.
- Non-feather duvets and pillows are provided.
- There are wall shelves with lowest shelf 26cm high and the highest shelf 92cm high.
- There are hanging hooks on the back of the door at 177cm high.
- Natural daylight enters through the dorma windows.
- There are ceiling downlights.
- There is a wooden floor with bedside rug.

Second Floor Shower Room

- The shower room is situated on the second floor with level access from the landing.
- The door opening width between the landing and shower room is 64cm.
- Due to the room location within the eaves, there is restricted headroom around the room perimeter
- The toilet seat height is 44 cm high and is only accessible from the front.
- The wash basin is mounted within a vanity unit and is 88cm high.
- There is a thermostatically controlled shower in a clear glass cubicle with sliding doors. The tray is 16cm high.
- There is no non-slip mat provided for the shower.
- There are cross head taps on the wash basin and lever tap on the shower.
- There are no grab rails in the shower.



- There is a wooden effect tile floor.
- The floors, walls and furniture contrasting in colour and finishes.
- There is a heated towel rail, 35cm high to the lowest rail and 106cm high to the highest.
- Natural daylight enters through the dormer window.
- There is a ceiling downlight.

Garden Terrace

- There is one step to the garden from the hall door which is 11cm high. A further three steps take you to the small patio area 25cm high. The steps continue up another three steps to a gravelled area and the hot tub.
- The small paved patio area has an L shaped sofa seat (35cm seat height) with a free standing low table (47cm high).
- The hot tub has two tall steps 28cm high to access, with no handrails to assist.

Additional Information

- The information folder in the cottage is produced in size 12 font.
- Emergency procedures and contacts are provided in the 'Touch Stay' app.
- The nearest doctor surgery and hospital information are provided in the 'Touch Stay' app.
- The cottage is no smoking throughout.
- Mobility scooters are available to hire in advance from Oriel y Parc in St Davids to explore the city. Telephone 01437 720392
- Explore West Wales accessible attractions <https://www.visitwales.com/destinations/west-wales/access-all-areas-west-wales>


Property Photographs




Parking Area & Entrance Door



GF Hallway



Stairs to First Floor



Stairs to Second Floor



Kitchen



Kitchen



Kitchen Bar



Dining Area



Lounge



Lounge



Bath & Shower Room



Free Standing Bath



Spacious First Floor Bedroom



First Floor Hanging Rail



Second Floor Bedroom



Tuckle Bed



Second Floor Shower Room



Garden Terrace